



FREE FLOAT® STEAM TRAP


MODEL J3X

FREE FLOAT STEAM TRAP WITH THERMOSTATIC AIR VENTING

Benefits

Extremely durable, inline repairable free-float trap with tight shut-off for drainage of small process loads.

1. Self-modulating free float provides soft and continuous, low velocity discharge as process loads vary for maximum performance.
2. Unique rotational seating design eliminates concentrated wear to provide long life.
3. Durable thermostatic unit automatically vents air for exceptional start-up and performance.
4. Easy, inline access to internal parts simplifies cleaning and lowers maintenance costs.
5. Rugged float construction with up to 1740 psig hydraulic shock rating ensures excellent resistance to water hammer.
6. Built-in screen with large surface area ensures extended trouble-free service.



U.S. Pat. 5,833,135

CAUTION DO NOT DISASSEMBLE OR REMOVE THIS PRODUCT WHILE IT IS UNDER PRESSURE. Allow internal pressure of this product to equal atmospheric pressure and its surface to cool to room temperature before disassembling or removing. Failure to do so could cause burns or other injury. READ INSTRUCTION MANUAL CAREFULLY.

Specifications

Model	J3X	JF3X
Connection	Screwed	Flanged
Size (in)	1/2, 3/4, 1	1
Orifice No.	1*, 2, 5, 10, 21	1, 2, 5, 10, 18
Maximum Operating Pressure (psig) PMO	15, 30, 75, 150, 300	15, 30, 75, 150, 250
Maximum Differential Pressure (psi) Δ PMX	15, 30, 75, 150, 300	15, 30, 75, 150, 250
Minimum Operating Pressure (psig)		Vacuum
Maximum Operating Temperature (°F) TMO		428
Maximum Allowable Pressure (psig) PMA	300	250
Maximum Allowable Temperature (°F) TMA		428

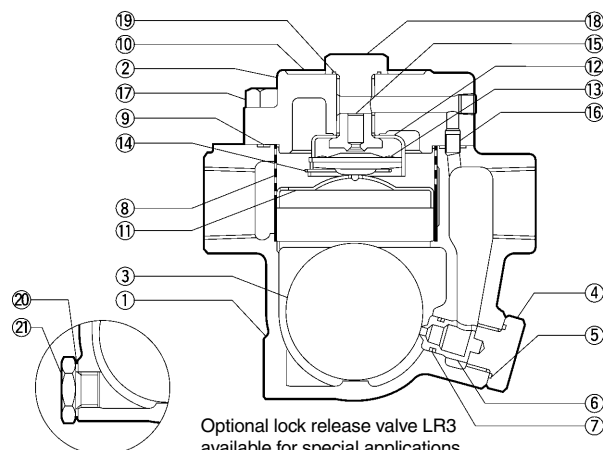
* #1 orifice is standard only on 3/4" size

Connections and sizes in bold are standard

No.	Description	Materials	ASTM/AISI*	JIS
①	Body (J3X)	Ductile Cast Iron	A536 Gr.65-45-12	FCD450
	Body (JF3X)	Cast Iron	A842 Gr.400	FCV410
②	Cover	Ductile Cast Iron	A536 Gr.65-45-12	FCD450
③F	Float	Stainless Steel	AISI316L	SUS316L
④	Orifice Holder Plug	Carbon Steel	AISI1025	S25C
⑤MR	Orifice Plug Gasket	Fluorine Resin	PTFE	PTFE
⑥R	Orifice	—	—	—
⑦MR	Orifice O-Ring	Synthetic Rubber	D2000CA	EPR
⑧R	Screen	Stainless Steel	AISI430	SUS430
⑨MR	Cover Gasket	Fluorine Resin	PTFE	PTFE
⑩	Nameplate	Stainless Steel	AISI304	SUS304
⑪R	Float Cover	Stainless Steel	AISI304	SUS304
⑫R	X-element Guide	Stainless Steel	SUS304	SUS304
⑬R	X-element	Stainless Steel	—	—
⑭R	Spring Clip	Stainless Steel	AISI304	SUS304
⑮R	Air Vent Valve Seat	Stainless Steel	AISI420F	SUS420F
⑯	Connector	Stainless Steel	SUS416	SUS416
⑰	Cover Bolt	Carbon Steel	AISI1045	S45C
⑱	Plug	Carbon Steel	AISI1025	S25C
⑲MR	Plug Gasket	Fluorine Resin	PTFE	PTFE
⑳MR	Drain Plug Gasket**	Soft Iron	AISI1010	SUYP
㉑	Drain Plug**	Carbon Steel	AISI1025	S25C

* Equivalent ** Option
Replacement kits available: (M) maintenance parts, (R) repair parts, (F) float

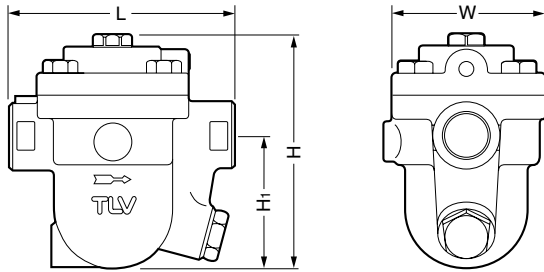
CAUTION To avoid abnormal operation, accidents or serious injury, DO NOT use this product outside of the specification range. Local regulations may restrict the use of this product to below the conditions quoted.



Optional lock release valve LR3 available for special applications.

Dimensions

● **J3X** Screwed

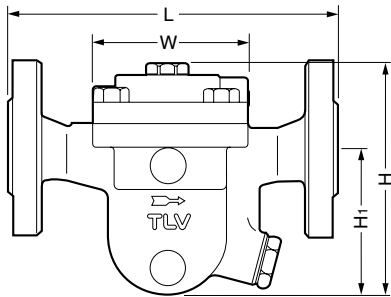


J3X Screwed* (in)

Size	L	H	H ₁	W	Weight (lb)
1/2	4 3/4	5 1/8	2 15/16	3 1/8	6.0
3/4			2 7/8		6.2
1		5 3/8	2 15/16		6.6

* NPT, other standards available

● **JF3X** Flanged



JF3X Flanged (in)

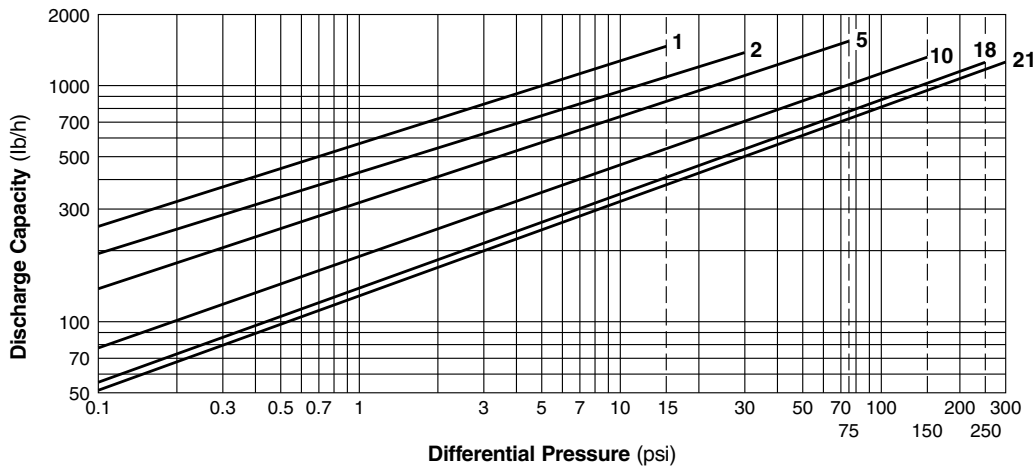
Size	L		H	H ₁	W	Weight* (lb)
	Connects to ASME Class					
	125FF	250RF				
1	8	8 7/16	5 1/2	3 9/16	3 1/8	13

Other standards available, but length and weight may vary

* Weight is for Class 250 RF

Flange classes in bold are standard

Discharge Capacity



1. Line numbers within the graph refer to orifice numbers.
2. Differential pressure is the difference between the inlet and outlet pressure of the trap.
3. Capacities are based on continuous discharge of condensate 11 °F below saturated steam temperature.
4. Recommended safety factor: at least 1.5.
5. #1 orifice is standard only on 3/4" size.

CAUTION DO NOT use traps under conditions which exceed maximum differential pressure, as condensate backup will occur!

TLV CORPORATION

13901 South Lakes Drive, Charlotte, NC 28273-6790
 Phone: 704-597-9070 Fax: 704-583-1610
 E-mail: tlv@tlvengineering.com
 For Technical Service 1-800 "TLV TRAP"



Manufacturer
TLV CO., LTD.
 Kakogawa, Japan
 is approved by LRQA Ltd. to ISO 9001/14001

ISO 9001/ISO 14001

